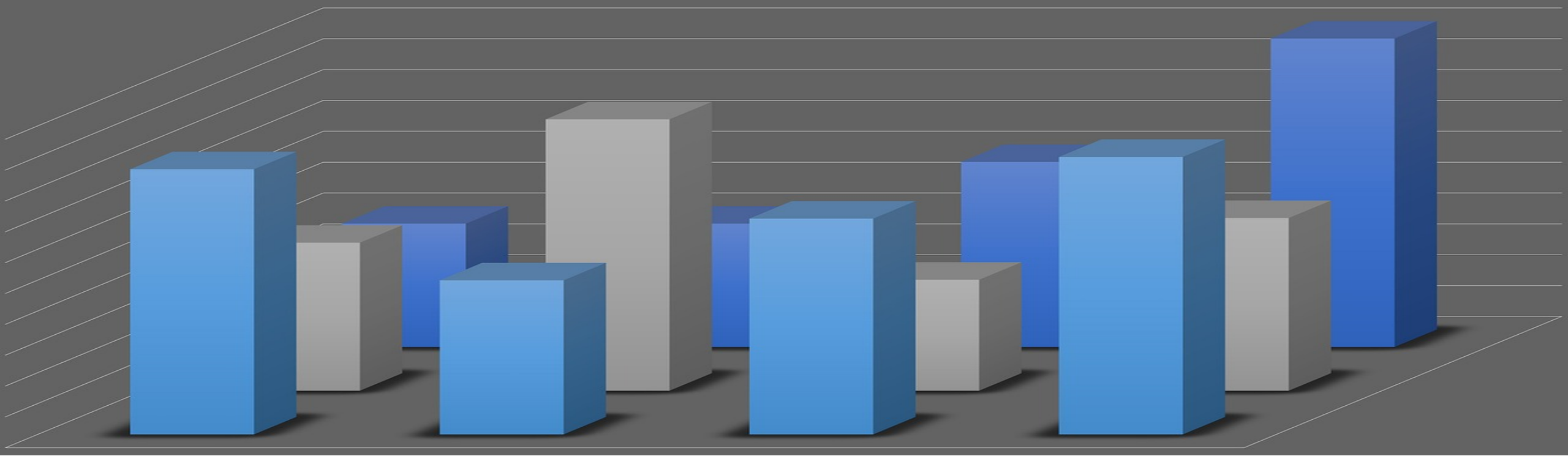




*BLUEcloud Analytics:  
Connect to Your Data Sources*

Andrea Downing | Senior Pre-Sales Consultant





# *BLUEcloud Analytics Resources*

Reports catalog, training, and sharing



# BLUEcloud Analytics Catalog

The screenshot shows the SirsiDynix Support Center 2.0 interface. At the top left is the logo and name "SirsiDynix® Support Center 2.0". To the right is a search bar and user information for "Andrea Downing". A blue navigation bar contains links for Home, Products, Cases, Documents, Training, Community, Services, Account, and Admin. Below this, there are tabs for "View" and "Revisions". The main content area is titled "Messages and Alerts" and lists several dated messages, including announcements about library reopening, maintenance alerts, and training sessions. A red "Contact Support" button is prominent on the right. Below it is a search box for articles, cases, courses, or JIRA tickets. Further down is a "Mentor 2.0" section with a "Login" button. A "Quick Links" section lists various resources like the product roadmap, status page, security documents, and vendor information. At the bottom, there is a "Free Self-Paced and Live Training Sessions for all SirsiDynix Libraries Extended Through June 1, 2020" announcement with a small image of a person at a computer and a list of training options.

SirsiDynix® Support Center 2.0

Search

Andrea Downing

Home Products Cases Documents Training Community Services Account Admin

View Revisions

### Messages and Alerts

- 30 APR 2020 - Preparing to Reopen Libraries
- 28 APR 2020 - Maintenance Alert: BLUEcloud Central NA1 Instance Planned Maintenance
- 27 APR 2020 - Maintenance Alert: BLUEcloud Central NA1 Instance Planned Maintenance
- 27 APR 2020 - Join Our New "COVID-19 Responses for Libraries" Basecamp Group
- 15 APR 2020 - Free Self-Paced and Live Training Sessions for all SirsiDynix Libraries Extended Through June 1, 2020
- 07 APR 2020 - SirsiDynix to launch BLUEcloud Course Lists in second quarter
- 05 APR 2020 - EOS.Web 2020.04 released April 12, 2020
- 12 MAR 2020 - Preparing for Library Closure
- 10 MAR 2020 - SirsiDynix Operations and Business Continuity

[See more Messages and Alerts >>](#)

### Free Self-Paced and Live Training Sessions for all SirsiDynix Libraries Extended Through June 1, 2020

In response to a challenging time for all libraries, we want to make sure that you have what you need. In response, we are making many training options free to all customers.

Available until June 1, 2020, are:

- Our entire catalog of self-paced training.

### Contact Support

Go to Article, Case, Course, JIRA, etc

Number or ID

### Mentor 2.0

Login

### Quick Links

- SirsiDynix Product Roadmap
- SirsiDynixStatus.com
- Security Documents
- eStore Vendors and Products
- Look for us at these events

May We Recommend . . .

View more >>

# BLUEcloud Analytics Catalog

The screenshot displays the SirsiDynix Support Center 2.0 interface. At the top, the logo and 'Support Center 2.0' are visible, along with a search bar and user information for 'Andrea Downing'. A blue navigation bar contains links for Home, Products, Cases, Documents, Training, Community, Services, Account, and Admin. A dropdown menu is open under 'Documents', listing options like Search, Helps, Known Issues & Enhancements, Product Roadmap, New Features and Fixed Bugs, **BLUEcloud Analytics Reports Catalog**, and Videos. The main content area features a 'Messages and Alerts' section with a list of recent updates, including 'Preparing to Reopen Libraries', 'Maintenance Alerts', and 'Join Our New COVID-19 Support Group'. A prominent red 'Contact Support' button is located on the right. Below the messages, there is a section titled 'Free Self-Paced and Live Training Sessions for all SirsiDynix Libraries Extended Through June 1, 2020', which includes a small image of a person at a computer and text explaining the offer. A 'Quick Links' section on the right provides shortcuts to the Product Roadmap, SirsiDynixStatus.com, Security Documents, eStore Vendors and Products, and upcoming events. The URL 'https://support.sirsidynix.com/bca/report' is visible at the bottom left.

# BLUEcloud Analytics Catalog

**SirsiDynix® Support Center 2.0**

Search [ ] [ ]

Home Products Cases Documents Training Community Services Account Admin

Documents > BLUEcloud Analytics Reports Catalog

## BLUEcloud Analytics Reports Catalog

Search [ ] Platform [- Any -] Report Table [- Any -] Report Feature [- Any -] Report Attribute [- Any -]

Report Metric [- Any -] Report Format [- Any -] Sort By [Date Added] [Apply] [Reset]

**Users with same birth date & last name (Potential Duplicate Users)**

1987-02-09	Wheeler	2
1987-02-20	Demers	2
1987-03-09	Lain	8
1988-01-01	Neuville	2
1988-07-12	Smith	33
1988-08-07	SEGUNTERO	2
1988-03-02	CLAYTON	2
1988-12-18	Patrick Jones	8
1988-02-28	Wu	2
1988-07-18	Wu	2
1988-03-22	Beck	2
1989-12-30	Arbore	2

Report Number: 1112A  
Report Tables: User  
Report Cost: 0 credits  
Post date: 03 Apr 2020

**New Items for BC Mobile Book Lists**

Report Number: 1111A  
Report Attributes: Item Created  
Report Cost: 1 credits  
Post date: 03 Apr 2020

**Most Popular Authors - By Library**

Related Links for BLUEcloud Analytics

- BLUEcloud Analytics Reports Catalog
- BLUEcloud Analytics Training
  - BLUEcloud Analytics Tutorial Videos
  - BLUEcloud Analytics Training Courses
  - BLUEcloud Analytics FAQ
- BLUEcloud Custom Reports
  - Request a new or custom BcA Report
  - Submit your BcA Report for sharing

Popular BLUEcloud Analytics Reports

- Hold/Item Ratio Dashboard  
Report Number: 1077A  
1,309 views
- Item Collection Items Checked Out...

# BLUEcloud Analytics Catalog

**SirsiDynix® Support Center 2.0** Search [ ] [ ] [ ] [ ] Andrea Downing [ ]

Home Products Cases Documents Training Community Services Account Admin

Documents > BLUEcloud Analytics Reports Catalog

## BLUEcloud Analytics Reports Catalog

Search [ ] Platform [- Any -] Report Table [- Any -] Report Feature [- Any -] Report Attribute [- Any -]

Report Metric [- Any -] Report [- Any -] by [ ] Added [ ] [Apply] [Reset]

2017-02-20	Electron	2
2017-02-20	Detroit	2
2017-02-20	Lake	2
2016-01-01	Novelle	2
2006-01-01	Smith	33
2017-02-20	SEQUENTIA	2
2017-02-20	CLEVELAND	2
2016-12-09	Parkville	9
2016-02-20	Sci	2
2016-01-01	SWB	2
2016-01-01	Book	2
2016-12-30	Book	2

Users with s  
Users)  
Report Number: U  
Report Tables: 0  
Report Cost: 0  
Post date: 03 Ap

Acquisitions  
Bill  
Catalog-Item  
Checkout  
Hold  
MARC  
Serials  
Stat  
Trans  
User

New Items f  
Report Number:  
Report Attributes  
Report Cost: 1  
Post date: 03 Ap

Most Popular Authors - By Library

### Related Links for BLUEcloud Analytics

- BLUEcloud Analytics Reports Catalog
- BLUEcloud Analytics Training
  - BLUEcloud Analytics Tutorial Videos
  - BLUEcloud Analytics Training Courses
  - BLUEcloud Analytics FAQ
- BLUEcloud Custom Reports
  - Request a new or custom BcA Report
  - Submit your BcA Report for sharing

### Popular BLUEcloud Analytics Reports

- Hold/Item Ratio Dashboard  
Report Number: 1077A  
1,309 views
- Item Collection Items Checked Out...

# BLUEcloud Analytics Catalog

The screenshot displays the SirsiDynix Support Center 2.0 interface. At the top, there is a search bar and a navigation menu with options: Home, Products, Cases, Documents, Training, Community, Services, Account, and Admin. The user is logged in as Andrea Downing.

The main content area is titled "Documents > BLUEcloud Analytics Reports Catalog". Below this, there is a search bar and several filters: Platform (- Any -), Report Table (Catalog-Item), Report Feature (- Any -), Report Attribute (- Any -), Report Metric (- Any -), Report Format (- Any -), and Sort by (Date Added). There are "Apply" and "Reset" buttons.

Two report cards are visible:

- Most Popular Authors - By Library**  
Report Number: 1110A  
Report Tables: Catalog-Item  
Report Features: Page By  
Report Attributes: Catalog Author  
Report Metrics: Number of Checkouts  
Report Cost: 1 credits  
Post date: 03 Apr 2020
- Single copies of titles**  
Report Number: 1108A  
Report Tables: Catalog-Item  
Report Attributes: Catalog Author, Catalog Title, Item Barcode, Item Call Number, Item Checkout, Item Collection, Item Created, Item Status, Item Type  
Report Cost: 1 credits  
Post date: 24 Mar 2020

On the right side, there are two sections:

- Related Links for BLUEcloud Analytics**
  - BLUEcloud Analytics Reports Catalog
  - BLUEcloud Analytics Training
    - BLUEcloud Analytics Tutorial Videos
    - BLUEcloud Analytics Training Courses
    - BLUEcloud Analytics FAQ
  - BLUEcloud Custom Reports
    - Request a new or custom BcA Report
    - Submit your BcA Report for sharing
- Popular BLUEcloud Analytics Reports**
  - Hold/Item Ratio Dashboard**  
Report Number: 1077A  
1,309 views
  - Item Collection Items Checked Out...**  
Report Number: 1076A  
1,004 views

# BLUEcloud Analytics Catalog

The screenshot displays the SirsiDynix Support Center 2.0 interface. At the top, there is a navigation bar with links for Home, Products, Cases, Documents, Training, Community, Services, Account, and Admin. A search bar is located in the top right corner, and the user's name, Andrea Downing, is displayed. The main content area is titled "Documents > BLUEcloud Analytics Reports Catalog". Below this, there is a search and filter section with dropdown menus for Platform (- Any -), Report Table (Catalog-Item), Report Feature (- Any -), Report Attribute (- Any -), Report Metric (- Any -), Report Format (- Any -), and Sort by (Date Added). There are "Apply" and "Reset" buttons. The page features two report cards. The first is titled "Most Popular Authors - By Library" and includes a thumbnail of a report table with columns for author names and checkout counts. The second is titled "Single copies of titles" and includes a thumbnail of a report table with columns for title information. On the right side, there are two sections: "Related Links for BLUEcloud Analytics" and "Popular BLUEcloud Analytics Reports". The "Related Links" section includes "BLUEcloud Analytics Reports Catalog", "BLUEcloud Analytics Training" (with links to tutorial videos, training courses, and FAQ), and "BLUEcloud Custom Reports" (with links to request or submit reports). The "Popular Reports" section includes "Hold/Item Ratio Dashboard" (Report Number: 1077A, 1,309 views) and "Item Collection Items Checked Out..." (Report Number: 1076A, 1,004 views).

SirsiDynix® Support Center 2.0

Search

Home Products Cases Documents Training Community Services Account Admin

Documents > BLUEcloud Analytics Reports Catalog

## BLUEcloud Analytics Reports Catalog

Search Platform Report Table Report Feature Report Attribute

Report Metric Report Format Sort by

Apply Reset

**Most Popular Authors - By Library**

Report Number: 1110A  
Report Tables: Catalog-Item  
Report Features: Page By  
Report Attributes: Catalog Author  
Report Metrics: Number of Checkouts  
Report Cost: 1 credits  
Post date: 03 Apr 2020

**Single copies of titles**

Report Number: 1108A  
Report Tables: Catalog-Item  
Report Attributes: Catalog Author, Catalog Title, Item Barcode, Item Call Number, Item Checkout, Item Collection, Item Created, Item Status, Item Type  
Report Cost: 1 credits  
Post date: 24 Mar 2020

Related Links for BLUEcloud Analytics

**BLUEcloud Analytics Reports Catalog**

**BLUEcloud Analytics Training**

- BLUEcloud Analytics Tutorial Videos
- BLUEcloud Analytics Training Courses
- BLUEcloud Analytics FAQ

**BLUEcloud Custom Reports**

- Request a new or custom BcA Report
- Submit your BcA Report for sharing

Popular BLUEcloud Analytics Reports

**Hold/Item Ratio Dashboard**  
Report Number: 1077A  
1,309 views

**Item Collection Items Checked Out...**  
Report Number: 1076A  
1,004 views



# BLUEcloud Analytics Catalog

The screenshot displays the SirsiDynix Support Center 2.0 interface. At the top, there is a search bar and a navigation menu with options like Home, Products, Cases, Documents, Training, Community, Services, Account, and Admin. The main content area is titled '1110A - Most Popular Authors - By Library'. Below the title, there are tabs for 'View' and 'Revisions'. A yellow warning box states: 'This report was recently released and is currently in beta testing. To learn more, please see KB165120.' The report itself is a table with the following data:

Catalog Author	Item Lifetime Checkouts
<a href="#">Osborne, Mary Pope</a>	52
<a href="#">Patterson, James</a>	51
<a href="#">O'Connor, Jane</a>	49
<a href="#">Rylant, Cynthia</a>	47
<a href="#">Seuss</a>	44
<a href="#">Evanovich, Janet</a>	43
<a href="#">All Branches</a>	42
<a href="#">Woods, Stuart</a>	40
<a href="#">Sandford, John</a>	39
<a href="#">Meadows, Daisy</a>	38
<a href="#">Roberts, Nora</a>	38

To the right of the table, there is a descriptive text: 'You know your patrons' favorite authors. Rather than running reports to find number of checkouts by Title, why not report on the number of checkouts by Author? This report allows to to see, by branch, the favorite author of your patrons. A great planning tool for collection development and programming!' Below this text are several interactive elements: a 'Mark This Page for Review' button, a 'Request this report' section with a 'Request this report' button and a note 'Cost of report: 1 credits', a 'Can't find the report you need?' section with a 'Request a custom report' button, and a 'Notification Subscriptions' section with checkboxes for 'Subscribe to this page', 'To Report content', 'To content in Horizon', and 'To content in Symphony', followed by a 'Save' button. At the bottom right, there is a 'Related Links for BLUEcloud Analytics' section.

# BLUEcloud Analytics Catalog

**SirsiDynix® Support Center 2.0**

Search

Home Products Cases Documents Training Community Services Account Admin

## 1110A - Most Popular Authors - By Library

View Revisions

**!** This report was recently released and is currently in beta testing. To learn more, please see [KB165120](#).

**PAGE-BY:** Item Library Code:

1 2 3 4 5 of 201 pages

Catalog Author	Item Lifetime Checkouts
<a href="#">Osborne, Mary Pope</a>	52
<a href="#">Patterson, James</a>	51
<a href="#">O'Connor, Jane</a>	49
<a href="#">Rylant, Cynthia</a>	47
<a href="#">Seuss</a>	44
<a href="#">Evanovich, Janet</a>	43
<a href="#">All Branches</a>	42
<a href="#">Woods, Stuart</a>	40
<a href="#">Sandford, John</a>	39
<a href="#">Meadows, Daisy</a>	38
<a href="#">Roberts, Nora</a>	38

You know your patrons' favorite authors. Rather than running reports to find number of checkouts by Title, why not report on the number of checkouts by Author? This report allows to to see, by branch, the favorite author of your patrons. A great planning tool for collection development and programming!

Mark This Page for Review

Request this report

Cost of report: 1 credits

**Request this report**

Can't find the report you need?

Request a custom report

Notification Subscriptions

- Subscribe to this page
- To Report content
- To content in *Horizon*
- To content in *Symphony*

Save

Related Links for BLUEcloud Analytics

# BLUEcloud Analytics Catalog

**SirsiDynix® Support Center 2.0**

Search

Home Products Cases Documents Training Community Services Account Admin

## 1110A - Most Popular Authors - By Library

[View](#) [Revisions](#)

✓ This report has been added to your account.

PAGE-BY: Item Library Code: **MAIN**

1 2 3 4 5 of 201 pages

Catalog Author	Item Lifetime Checkouts
<a href="#">Osborne, Mary Pope</a>	52
<a href="#">Patterson, James</a>	51
<a href="#">O'Connor, Jane</a>	49
<a href="#">Rylant, Cynthia</a>	47
<a href="#">Seuss</a>	44
<a href="#">Evanovich, Janet</a>	43
<a href="#">All Branches</a>	42
<a href="#">Woods, Stuart</a>	40
<a href="#">Sandford, John</a>	39
<a href="#">Meadows, Daisy</a>	38
<a href="#">Roberts, Nora</a>	38

You know your patrons' favorite authors. Rather than running reports to find number of checkouts by Title, why not report on the number of checkouts by Author? This report allows to to see, by branch, the favorite author of your patrons. A great planning tool for collection development and programming!

Mark This Page for Review

Request this report

Cost of report: 1 credits

[Request this report](#)

Can't find the report you need?

[Request a custom report](#)

Notification Subscriptions

- Subscribe to this page
- To Report content
- To content in *Horizon*
- To content in *Symphony*

[Save](#)

Related Links for BLUEcloud Analytics

# BLUEcloud Analytics Training

**SirsiDynix® Support Center 2.0**

Search

Home Products Cases Documents Training Community Services Account Admin

Documents > BLUEcloud Analytics Reports Catalog

## BLUEcloud Analytics Reports Catalog

Search  Platform  Report Table  Report Feature  Report Attribute

Report Metric  Report Format  Sort by

**Users with same birth date & last name (Potential Duplicate Users)**

1987-02-20	Wheeler	2
1987-02-20	Deverell	2
1987-02-20	Lain	2
1988-01-01	Neuville	2
1988-01-01	Smith	33
1988-01-01	SECURITY	2
1988-01-01	CLYDELAND	2
1988-01-01	Public Name	4
1988-01-01	SM	2
1988-01-01	SM	2
1988-01-01	SM	2
1988-01-01	SM	2
1988-01-01	SM	2
1988-01-01	SM	2

Report Number: 1112A  
Report Tables: User  
Report Cost: 0 credits  
Post date: 03 Apr 2020

**New Items for BC Mobile Book Lists**

1111A	Item Created	1
-------	--------------	---

Report Number: 1111A  
Report Attributes: Item Created  
Report Cost: 1 credits  
Post date: 03 Apr 2020

**Most Popular Authors - By Library**

Related Links for BLUEcloud Analytics

- BLUEcloud Analytics Reports Catalog
- BLUEcloud Analytics Training**
  - BLUEcloud Analytics Tutorial Videos
  - BLUEcloud Analytics Training Courses
  - BLUEcloud Analytics FAQ
- BLUEcloud Custom Reports
  - Request a new or custom BcA Report
  - Submit your BcA Report for sharing
- Popular BLUEcloud Analytics Reports
  - Hold/Item Ratio Dashboard  
Report Number: 1077A  
1,309 views
  - Item Collection Items Checked Out...

# BLUEcloud Analytics Videos

The screenshot displays the SirsiDynix Support Center 2.0 interface. At the top, there is a search bar and a navigation menu with options: Home, Products, Cases, Documents, Training, Community, Services, Account, and Admin. The user is logged in as Andrea Downing. The main content area is titled 'Documents > Videos' and features a filter section with dropdown menus for Platform (- Any -), Product (- Any -), and Category (- Any -), along with a 'Sort by' dropdown set to 'Created' and an 'Items' count of 48. Below the filters is a grid of eight video thumbnails:

- Books by Mail in Symphony - April 2020**: A video showing hands holding a yellow box with text: "Books by Mail is a full suite of tools to facilitate the shipment of selected held items to patrons."
- OPAC record permanent Link**: A video titled "EOS.Web Presents: OPAC record permanent link. Steps to create a permanent link to an OPAC record."
- OPAC - How to create a saved search of electronic resources**: A video titled "EOS.Web Presents: How to create saved search of electronic resources. Steps to create a saved search for records with URLs."
- OPAC - How to edit the Welcome Blurb**: A video titled "EOS.Web Presents: How to edit the Welcome Blurb field."
- Timesheet Tutorial**: A video showing a software interface with text: "Go to your timesheet. Click on the menu entry when you need to add a new timesheet entry to your report. The search will include all items with the same status assigned."
- EOS.Web BCA Add Filters to Report**: A video titled "EOS.Web Presents: BC Analytics Add filters to reports. How to filter reports based on the selected data conditions. How to filter reports."
- Electronic Content Management (ECM)**: A video titled "EOS.Web Presents: Tips, Trick, and Shortcuts. Overview of Electronic Content Management (ECM). We will get started at the top of the hour. Help is available through your computer application's help menu. For more information, please refer to the help menu."
- 19.08.0 New Feature Spotlight: BLUEcloud**: A video titled "BLUEcloud 19.08.0 New Feature Spotlight: BLUEcloud Email Receipts."

# BLUEcloud Analytics Videos

The screenshot displays the SirsiDynix Support Center 2.0 interface. At the top, there is a search bar and a navigation menu with options: Home, Products, Cases, Documents, Training, Community, Services, Account, and Admin. The user is logged in as Andrea Downing. The main content area is titled 'Documents > Videos' and 'Videos'. Below the title, there are filters for Platform (- Any -), Product (- Any -), and Category (- Any -), along with a 'Sort by' dropdown set to 'Created' and an 'Items' count of 48. There are 'Apply' and 'Reset' buttons. The video thumbnails are arranged in a grid:

- Books by Mail in Symphony - April 2020
- OPAC record permanent Link
- OPAC - How to create a saved search of electronic resources
- OPAC - How to edit the Welcome Blurb
- Timesheet Tutorial
- EOS.Web BCA Add Filters to Report
- Electronic Content Management (ECM)
- 19.08.0 New Feature Spotlight: BLUEcloud

# BLUEcloud Analytics Videos

The screenshot shows the SirsiDynix Support Center 2.0 interface. At the top, there is a search bar and a navigation menu with items: Home, Products, Cases, Documents, Training, Community, Services, Account, and Admin. The user is logged in as Andrea Downing. The main content area is titled "Documents > Videos" and "Videos". Below this, there are filters for Platform (- Any -), Product (- Any -), Category (- Any -), Sort by (Created), and Items (48). An "Apply" button and a "Reset" button are also present. A dropdown menu is open under the Product filter, listing various products including BLUEcloud, BLUEcloud Acquisitions, BLUEcloud Analytics (highlighted), BLUEcloud Cataloging, BLUEcloud Central, BLUEcloud Circulation, BLUEcloud Commerce, BLUEcloud Course Lists, BLUEcloud Discovery, BLUEcloud Mobile, BLUEcloud PAC, BLUEcloud Payment, and BLUEcloud Search Service. The main content area displays a grid of video thumbnails with titles such as "OPAC record permanent link", "How to create a saved search of electronic resources", "How to edit the Welcome Blurb field", "OPAC - How to create a saved search of electronic resources", "OPAC - How to edit the Welcome Blurb", "EC Analytics Add filters to reports", "Electronic Content Management (ECM)", and "19.08.0 New Feature Spotlight: BLUEcloud".

# BLUEcloud Analytics Videos

The screenshot shows the SirsiDynix Support Center 2.0 interface. At the top, there is a search bar and a navigation menu with options: Home, Products, Cases, Documents, Training, Community, Services, Account, and Admin. The user is logged in as Andrea Downing. The main content area is titled "Documents > Videos" and "Videos". Below the title are filters for Platform (Any), Product (BLUEcloud Analytics), Category (Any), Sort by (Created), and Items (48). There are "Apply" and "Reset" buttons. The video thumbnails are arranged in a 2x4 grid:

- EOS.Web BCA Add Filters to Report
- New SirsiDynix Product Roadmaps
- EOS.Web BCA Delete Subscription
- EOS.Web BCA Edit Subscription
- EOS.Web BCA Setup Email Preferences
- EOS.Web BCA Dashboard Introduction
- 2018.05 New Feature Spotlight: BLUEcloud
- BLUEcloud Analytics Tutorial: MicroStrategy



# BLUEcloud Analytics Training

The screenshot displays the SirsiDynix Support Center 2.0 interface. At the top, the logo and name 'SirsiDynix® Support Center 2.0' are visible, along with a search bar and user information for 'Andrea Downing'. A navigation menu includes links for Home, Products, Cases, Documents, Training, Community, Services, Account, and Admin. The 'Training' section is active, showing a breadcrumb 'Training > Mentor Training Courses' and a main heading 'Mentor Training Courses'. Below this, there are filters for Search, Platform, Product (set to 'BLUEcloud Analytics'), Category, Type, Format, Free, Archived, and Sort by (set to 'Number'). There are 'Apply' and 'Reset' buttons. The main content area lists several courses:

- BC335 - BLUEcloud Analytics: Regional Workshop**  
The BLUEcloud Analytics Regional Workshop focuses on: Developing skills and making practical use of the Analytics tools Workshop attendees will build on their knowledge and use of Analytics in a group setting Learn to...  
Type: Instructor Led | Price: \$ 0.00 | Credits: 0 | Days: 1 | Hours: 8.00
- BCA-1100 - BLUEcloud Analytics Introduction for Reporters SELF-PACED**  
This course displays the functionality available to Reporter level Users. Learn to navigate within BLUEcloud Analytics, view and export reports, as well as schedule reports to run on a regular basis.  
Type: Self-Paced | Price: \$ 0.00 | Credits: 0 | Days: 1 | Hours: 0.25
- BCA-1210 - BLUEcloud Analytics Report Builder Reports SELF-PACED**  
Learn to create custom reports using Report Builder reports. This class is intended for all user levels.  
Type: Self-Paced | Price: \$ 0.00 | Credits: 0 | Days: 1 | Hours: 0.17
- BCA-2100 - BLUEcloud Analytics Introduction for Modifiers SELF-PACED**

On the right side, there is a 'Training' sidebar with links for Training Home, Training Courses, and Training Documents. Below that is a 'Mentor 2.0' logo with a 'Login' button. At the bottom right, a 'Popular Mentor Courses' section lists:

- SYM100 - Symphony Essential Skills & Search Strategies SELF-PACED**  
8,323 views | Self-Paced
- SYM101 - Symphony Advanced Search Strategies SELF-PACED**  
3,633 views | Self-Paced
- SYM400 - Symphony Administration: Essentials**  
3,382 views | Instructor Led
- SYM106 - Symphony Circulation Basics: Managing User Records SELF-PACED**

# BLUEcloud Analytics Training

The screenshot displays the SirsiDynix Support Center 2.0 interface. At the top, there is a navigation bar with links for Home, Products, Cases, Documents, Training, Community, Services, Account, and Admin. A search bar is located in the top right corner, and the user's name, Andrea Downing, is displayed. The main content area is titled "Mentor Training Courses" and includes a search filter section with dropdown menus for Platform, Product, Category, and Type, as well as checkboxes for Format, Free, and Archived, and a "Sort by" dropdown. Below the filters, there are four course listings, each with an icon, a title, a description, and metadata such as Type, Price, Credits, Days, and Hours. On the right side, there is a "Training" sidebar with links for Training Home, Training Courses, and Training Documents, and a "Mentor 2.0" login button. Below the sidebar, there is a "Popular Mentor Courses" section listing several courses with their view counts and types.

**SirsiDynix® Support Center 2.0**

Search

Home Products Cases Documents Training Community Services Account Admin

Training > Mentor Training Courses

## Mentor Training Courses

Search Platform Product Category Type  
- Any - - Any - BLUEcloud Analytics - Any - - Any -

Format Free Archived Sort by  
- Any - - Any - No Number Apply Reset

- BC335 - BLUEcloud Analytics: Regional Workshop**  
The BLUEcloud Analytics Regional Workshop focuses on: Developing skills and making practical use of the Analytics tools Workshop attendees will build on their knowledge and use of Analytics in a group setting Learn to...  
Type: Instructor Led | Price: \$ 0.00 | Credits: 0 | Days: 1 | Hours: 8.00
- BCA-1100 - BLUEcloud Analytics Introduction for Reporters SELF-PACED**  
This course displays the functionality available to Reporter level Users. Learn to navigate within BLUEcloud Analytics, view and export reports, as well as schedule reports to run on a regular basis.  
Type: Self-Paced | Price: \$ 0.00 | Credits: 0 | Days: 1 | Hours: 0.25
- BCA-1210 - BLUEcloud Analytics Report Builder Reports SELF-PACED**  
Learn to create custom reports using Report Builder reports. This class is intended for all user levels.  
Type: Self-Paced | Price: \$ 0.00 | Credits: 0 | Days: 1 | Hours: 0.17
- BCA-2100 - BLUEcloud Analytics Introduction for Modifiers SELF-PACED**

Training

- Training Home
- Training Courses
- Training Documents

**Mentor 2.0** Login

Popular Mentor Courses

- SYM100 - Symphony Essential Skills & Search Strategies SELF-PACED**  
8,323 views | Self-Paced
- SYM101 - Symphony Advanced Search Strategies SELF-PACED**  
3,633 views | Self-Paced
- SYM400 - Symphony Administration: Essentials**  
3,382 views | Instructor Led
- SYM106 - Symphony Circulation Basics: Managing User Records SELF-PACED**

# BLUEcloud Analytics Training

The screenshot displays the SirsiDynix Support Center 2.0 interface. At the top, there is a search bar and a navigation menu with options: Home, Products, Cases, Documents, Training, Community, Services, Account, and Admin. The user is logged in as Andrea Downing. The main content area features a course titled "BcA-1100 - BLUEcloud Analytics Introduction for Reporters SELF-PACED". Below the title are "View" and "Revisions" buttons. A descriptive paragraph states: "This course displays the functionality available to Reporter level Users. Learn to navigate within BLUEcloud Analytics, view and export reports, as well as schedule reports to run on a regular basis." A green button labeled "Go to Mentor Course" is positioned below the text. To the right, there is a "Mentor 2.0" logo with a "Login" button and a blue button labeled "Mark This Page for Review". Below this is a "Notification Subscriptions" section with a list of checkboxes for various content categories, including "Subscribe to this page", "To Training Course content", "To content in BLUEcloud Analytics", "To content in Mentor", "To content in Mentor Training", "To content in Training", and "To content in BLUEcloud Analytics". A "Save" button is located at the bottom of this section. On the left side, there are two boxes: "Related Training Documents" containing a link to "BLUEcloud Analytics Training Guide", and "Details" containing course information: Course Number: BcA-1100, Course Type: Self-Paced, Course Format: Online, Number of Days: 1 day, Hours (per day): 0.3 hours, Price: \$ 0.00, Credits: 0, Free: Yes, and Free with Subscription: BLUEcloud Analytics. A "Tags" section lists Platforms (BLUEcloud), Products (BLUEcloud Analytics, Mentor), and Categories (Mentor Training, Training).

**SirsiDynix® Support Center 2.0**

Search

Home Products Cases Documents Training Community Services Account Admin

**BcA-1100 - BLUEcloud Analytics Introduction for Reporters SELF-PACED**

View Revisions

This course displays the functionality available to Reporter level Users. Learn to navigate within BLUEcloud Analytics, view and export reports, as well as schedule reports to run on a regular basis.

Go to Mentor Course ▶

**Related Training Documents**

BLUEcloud Analytics Training Guide

**Details**

Course Number: BcA-1100  
Course Type: Self-Paced  
Course Format: Online  
Number of Days: 1 day  
Hours (per day): 0.3 hours  
Price: \$ 0.00  
Credits: 0  
Free: Yes  
Free with Subscription: BLUEcloud Analytics

**Tags**

Platforms: BLUEcloud  
Products: BLUEcloud Analytics Mentor  
Categories: Mentor Training Training

**Mentor 2.0** Login ▶

Mark This Page for Review

**Notification Subscriptions**

- Subscribe to this page
- To Training Course content
- To content in BLUEcloud Analytics
- To content in Mentor
- To content in Mentor Training
- To content in Training
- To content in BLUEcloud Analytics

Save

# BLUEcloud Analytics Training

The screenshot displays the SirsiDynix Support Center 2.0 interface. At the top, there is a search bar and a navigation menu with options: Home, Products, Cases, Documents, Training, Community, Services, Account, and Admin. The user is identified as Andrea Downing. The main content area features the course title 'BcA-1100 - BLUEcloud Analytics Introduction for Reporters SELF-PACED' with 'View' and 'Revisions' buttons. A description states: 'This course displays the functionality available to Reporter level Users. Learn to navigate within BLUEcloud Analytics, view and export reports, as well as schedule reports to run on a regular basis.' A green button labeled 'Go to Mentor Course' is present. A 'Related Training Documents' section is highlighted with a black box, containing a link to 'BLUEcloud Analytics Training Guide'. Below this is a 'Details' section with the following information: Course Number: BcA-1100, Course Type: Self-Paced, Course Format: Online, Number of Days: 1 day, Hours (per day): 0.3 hours, Price: \$ 0.00, Credits: 0, Free: Yes, Free with Subscription: BLUEcloud Analytics. A 'Tags' section lists Platforms (BLUEcloud), Products (BLUEcloud Analytics, Mentor), and Categories (Mentor Training, Training). On the right side, there is a 'Mentor 2.0' login button, a 'Mark This Page for Review' button, and a 'Notification Subscriptions' section with checkboxes for various content categories and a 'Save' button.

SirsiDynix® Support Center 2.0

Search

Home Products Cases Documents Training Community Services Account Admin

Mentor 2.0 Login

## BcA-1100 - BLUEcloud Analytics Introduction for Reporters SELF-PACED

View Revisions

This course displays the functionality available to Reporter level Users. Learn to navigate within BLUEcloud Analytics, view and export reports, as well as schedule reports to run on a regular basis.

Go to Mentor Course

### Related Training Documents

BLUEcloud Analytics Training Guide

### Details

Course Number: BcA-1100  
Course Type: Self-Paced  
Course Format: Online  
Number of Days: 1 day  
Hours (per day): 0.3 hours  
Price: \$ 0.00  
Credits: 0  
Free: Yes  
Free with Subscription: BLUEcloud Analytics

### Tags

Platforms: BLUEcloud  
Products: BLUEcloud Analytics Mentor  
Categories: Mentor Training Training

Mark This Page for Review

### Notification Subscriptions

- Subscribe to this page
- To Training Course content
- To content in BLUEcloud Analytics
- To content in Mentor
- To content in Mentor Training
- To content in Training
- To content in BLUEcloud Analytics

Save

# BLUEcloud Analytics Custom Reports

**SirsiDynix® Support Center 2.0**

Search [ ] [ ]

Home Products Cases Documents Training Community Services Account Admin

Documents > BLUEcloud Analytics Reports Catalog

## BLUEcloud Analytics Reports Catalog

Search [ ] Platform [- Any -] Report Table [- Any -] Report Feature [- Any -] Report Attribute [- Any -]

Report Metric [- Any -] Report Format [- Any -] Sort by [Date Added] [Apply] [Reset]

### Users with same birth date & last name (Potential Duplicate Users)

1987-02-20	Blakwell	2
1987-02-20	Demersell	2
1987-02-20	Lahn	2
1988-01-01	Neuville	2
1988-01-01	Schels	33
1988-01-01	SECURITYSTATE	2
1988-03-02	CLAYTON	2
1988-03-08	Trishak, Steve	2
1988-03-20	WIS	2
1988-03-28	WIS	2
1988-03-22	Wick	2
1989-02-20	Arbman	2

Report Number: 1112A  
Report Tables: User  
Report Cost: 0 credits  
Post date: 03 Apr 2020

### New Items for BC Mobile Book Lists

Report Number: 1111A  
Report Attributes: Item Created  
Report Cost: 1 credits  
Post date: 03 Apr 2020

### Most Popular Authors - By Library

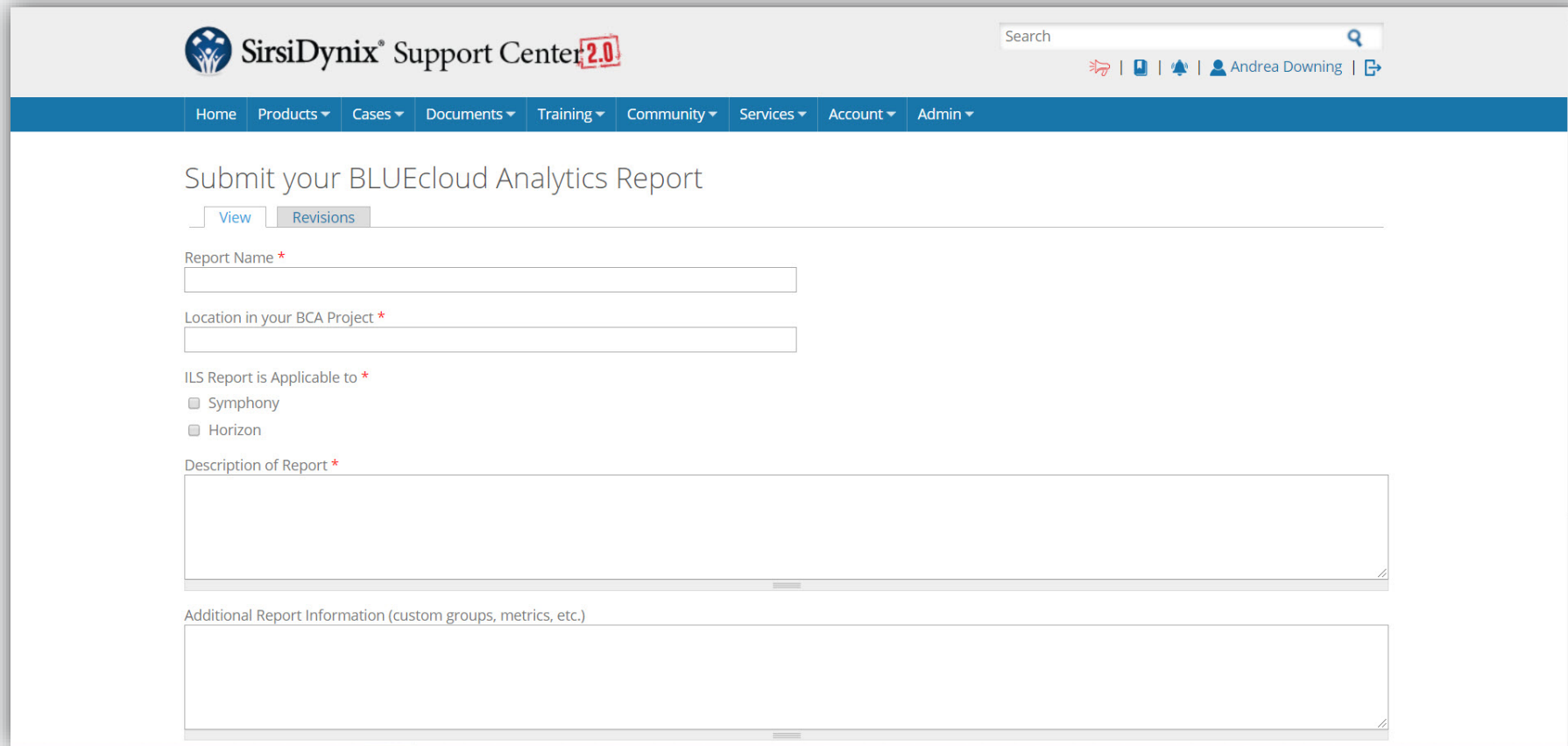
### Related Links for BLUEcloud Analytics

- BLUEcloud Analytics Reports Catalog
- BLUEcloud Analytics Training
  - BLUEcloud Analytics Tutorial Videos
  - BLUEcloud Analytics Training Courses
  - BLUEcloud Analytics FAQ
- BLUEcloud Custom Reports**
  - Request a new or custom BcA Report
  - Submit your BcA Report for sharing

### Popular BLUEcloud Analytics Reports

- Hold/Item Ratio Dashboard  
Report Number: 1077A  
1,309 views
- Item Collection Items Checked Out...

# BLUEcloud Analytics Custom Reports



The screenshot displays the SirsiDynix Support Center 2.0 interface. At the top left is the logo and text 'SirsiDynix® Support Center 2.0'. To the right is a search bar and user information for 'Andrea Downing'. A blue navigation bar contains links for Home, Products, Cases, Documents, Training, Community, Services, Account, and Admin. The main content area is titled 'Submit your BLUEcloud Analytics Report' and features two tabs: 'View' and 'Revisions'. The form includes several fields: 'Report Name \*', 'Location in your BCA Project \*', 'ILS Report is Applicable to \*' with radio buttons for 'Symphony' and 'Horizon', 'Description of Report \*', and 'Additional Report Information (custom groups, metrics, etc.)'. Each field is represented by a text input box or a list of options.

SirsiDynix® Support Center 2.0

Search

Andrea Downing

Home Products Cases Documents Training Community Services Account Admin

## Submit your BLUEcloud Analytics Report

View Revisions

Report Name \*

Location in your BCA Project \*

ILS Report is Applicable to \*

Symphony

Horizon

Description of Report \*

Additional Report Information (custom groups, metrics, etc.)

# BLUEcloud Analytics Custom Reports

SirsiDynix Analytics <ANALYTICS@LISTS.SDUSERS.NET> ANALYTICS@LISTS.SDUSERS.NET  
Re: [ANALYTICS] List Titles prompted by Subject report?

Bing Maps

5. Catalog Author

Choose the Author(s). Remove unwanted authors from the right to the left.

Search for:  Match case

Available:

- ◆ --And You Will Know Us by the Trail of Dead (Musical group)
- ◆ Confucius.
- ◆ Hilary Mantel.
- ◆ Mendocino Press.
- ◆ Plato.
- ◆ Robert J. Tuholski.

Selected:

- ◆ N Sync (Musical group)

REPORT FILTER

- Elements of Item Library Desc
- AND
- Elements of Item Collection
- AND
- Qualification on Item Last Checkout Date
- AND
- Elements of Item Type
- AND
- Item Status Not in List (DISCARD, LOST, LOST-ASSUM, MIS
- AND
- Elements of Catalog Author
- AND
- Bib Marc Tag Number (ID) Equals '850'
- AND
- Elements of Bib Marc Subfield Data

PAGE-BY: none

Barcode	Catalog Author	Title	Item Collection
<Barcode>	<Catalog Author>	<Title>	<Item Collection>

**Prompt**

Definition | General | Style

Display style: Shopping Cart

Fixed textbox width: 3.0 Inches

Fixed textbox height: 3.0 Inches

Orientation: Vertical

Items per column/row: Items

Default selection: Automatic

Show search box: TRUE

Make search required

Use folder structure

Do not show empty folders

Allow navigation above search root

**iPhone/iPad/Android display options**

Barcode mapping attribute form: ID

Select location mapping level: State

Select location mapping attribute:  Select Attribute...

OK Cancel



# BLUEcloud Analytics Listserv

The screenshot displays the SirsiDynix Support Center 2.0 interface. At the top left is the logo and name "SirsiDynix® Support Center 2.0". To the right is a search bar and user information for "Andrea Downing". A blue navigation bar contains links for Home, Products, Cases, Documents, Training, Community, Services, Account, and Admin. Below the navigation bar, there are tabs for "View" and "Revisions". The main content area is titled "Messages and Alerts" and lists several messages with dates and titles, such as "30 APR 2020 - Preparing to Reopen Libraries" and "28 APR 2020 - Maintenance Alert: BLUEcloud Central NA1 Instance Planned Maintenance". A "See more Messages and Alerts >>" link is provided. Below the list is a featured article titled "Free Self-Paced and Live Training Sessions for all SirsiDynix Libraries Extended Through June 1, 2020", which includes a small image of a person at a computer and a paragraph of text. To the right of the main content, there is a "Contact Support" section with a search box for articles, cases, courses, or JIRA tickets. Below that is a "Mentor 2.0" section with a "Login" button. A "Quick Links" section lists various resources like "SirsiDynix Product Roadmap", "SirsiDynixStatus.com", "Security Documents", "eStore Vendors and Products", and "Look for us at these events". At the bottom right, there is a "May We Recommend..." section.



# BLUEcloud Analytics Listserv

The screenshot shows the SirsiDynix Support Center interface. At the top left is the logo and text "SirsiDynix® Support Center 2.0". A search bar is located at the top right. Below the search bar is a navigation menu with items: Home, Products, Cases, Documents, Training, Community, Services, Account, and Admin. The "Community" menu is expanded, showing sub-items: Calendar, Community Forums (BETA), Enhancements Forum, Developers Community, Listserv Mailing Lists (highlighted), Community Wikis, User Groups, and Community Websites. The main content area displays "Messages and Alerts" with a list of recent posts from April and March 2020. A prominent red button labeled "Contact Support" is visible on the right. Below it is a search box for articles, cases, courses, or JIRA items. Further down is a "Mentor 2.0" login section and a "Quick Links" section with various support resources. At the bottom, there is a featured article titled "Free Self-Paced and Live Training Sessions for all SirsiDynix Libraries Extended Through June 1, 2020" with an accompanying image of a woman working at a computer.

https://support.sirsidynix.com/listserv

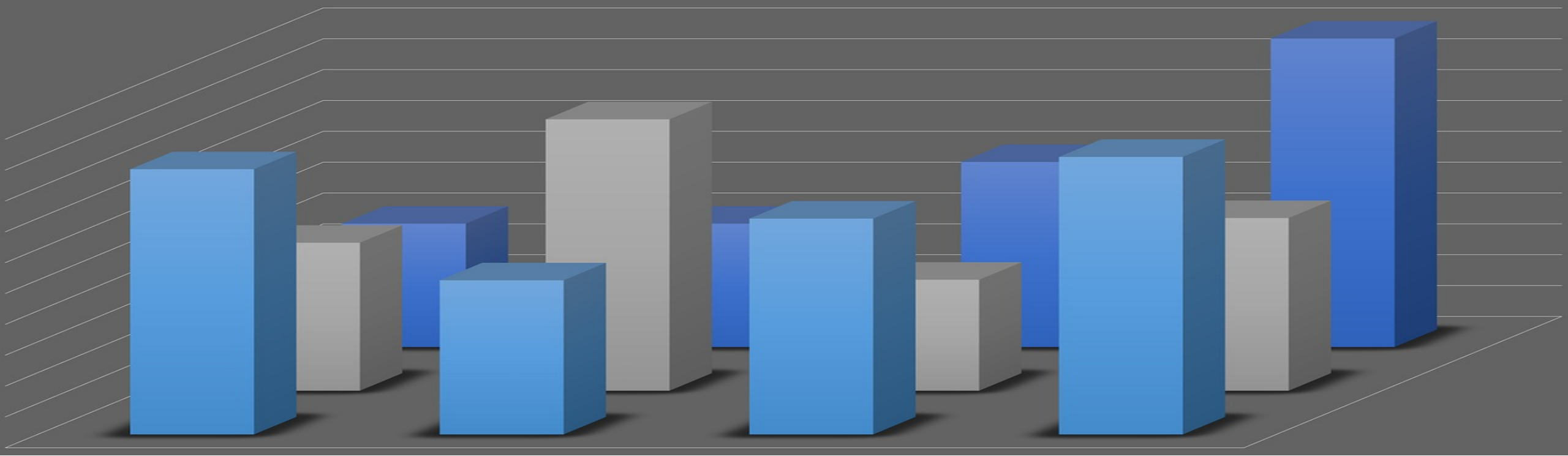
- Our entire catalog of self-paced training.

# BLUEcloud Analytics Listserv

The screenshot displays the SirsiDynix Support Center 2.0 interface. At the top left is the logo and name "SirsiDynix® Support Center 2.0". To the right is a search bar and a user profile for "Andrea Downing". A blue navigation bar contains links for Home, Products, Cases, Documents, Training, Community, Services, Account, and Admin. The main content area is titled "Community > Listserv Mailing Lists" and features a "View" button and a "Revisions" button. Below this are three sections: "Listserv Subscriptions" (with a mouse cursor pointing to the text), "Listserv Web Interface", and "Listserv Documentation and FAQ". A "LISTSERV" logo is positioned to the right of the first section. On the right side, a "Community" sidebar lists various links like Calendar, Community Forums (BETA), and Listserv Mailing Lists. A blue button at the bottom right of the sidebar says "Mark This Page for Review". The footer includes a "Switch User" field with a "Go" button, social media icons for Facebook, Twitter, and YouTube, and a language dropdown menu set to "English".

# BLUEcloud Analytics Listserv

The screenshot displays the SirsiDynix Support Center 2.0 interface. At the top left is the logo and text "SirsiDynix® Support Center 2.0". To the right is a search bar and user information for "Andrea Downing". A blue navigation bar contains links for Home, Products, Cases, Documents, Training, Community, Services, Account, and Admin. The main content area shows the breadcrumb "Community > Listserv Mailing Lists > Listserv Subscriptions" and the title "Listserv Subscriptions". Below the title, it displays the user's email address "andrea.downing@sirsidynix.com" and a link to update the profile. A section titled "Subscribe to the SDCS list to receive important messages and alerts" includes a toggle switch for "SDSC Alerts". The "Product and Category Lists" section features a grid of toggle switches for various categories: Academic, Acquisitions, Analytics, BLUEcloud Mobile, BookMyne, Cataloging, Circulation, Consortia, Enterprise-Portfolio, Horizon, OPAC, SaaS, Serials-Control, and System-Admin. The "Language and Location Specific Lists" section has toggle switches for Sirsi-Canada, Sirsi-Espanol, and Sirsi-Francais. On the right side, a "Community" sidebar lists links for Calendar, Community Forums (BETA), Enhancements Forum, Developers Community, Listserv Mailing Lists, Community Wikis, User Groups, and Community Websites.

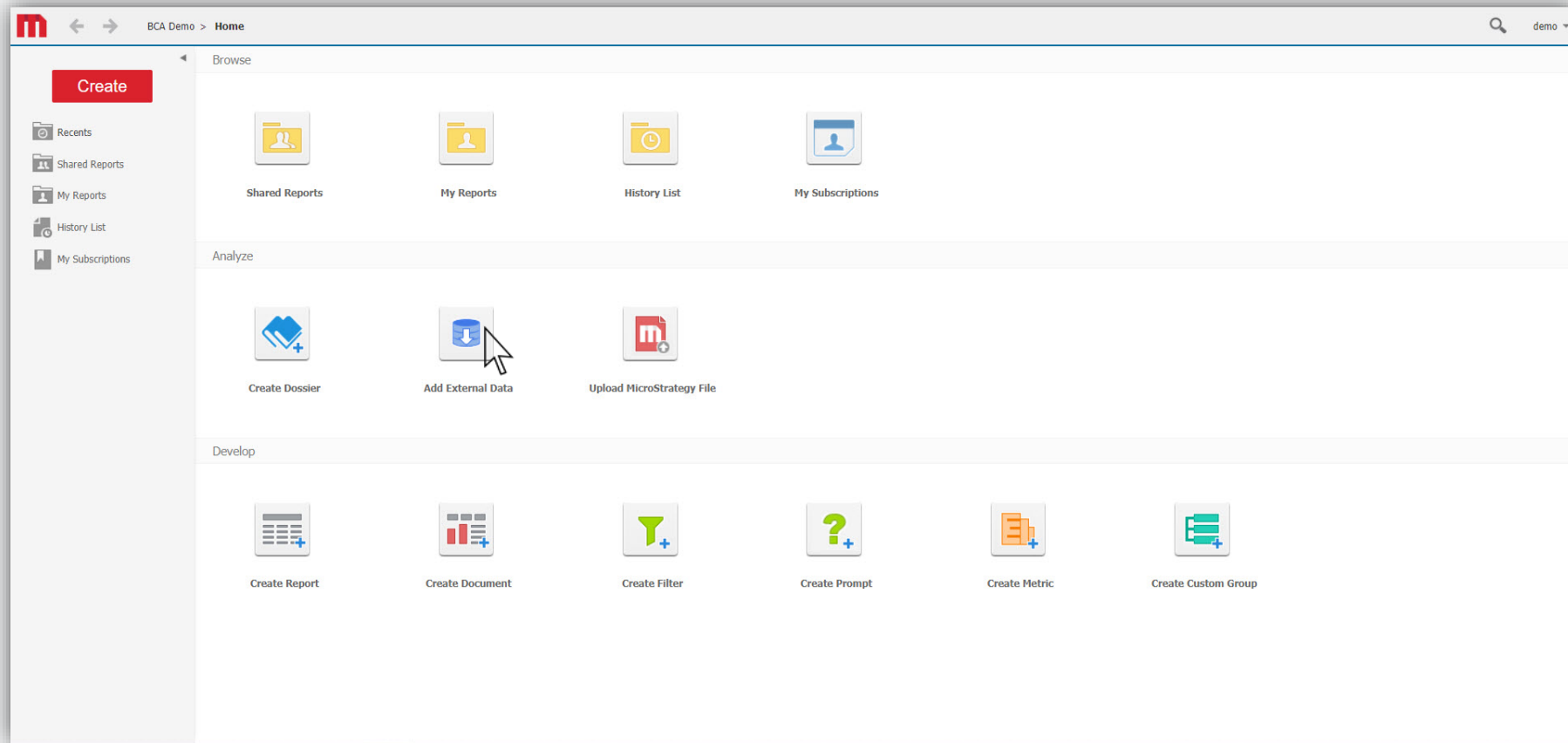


# *BLUEcloud Analytics Importing Data*

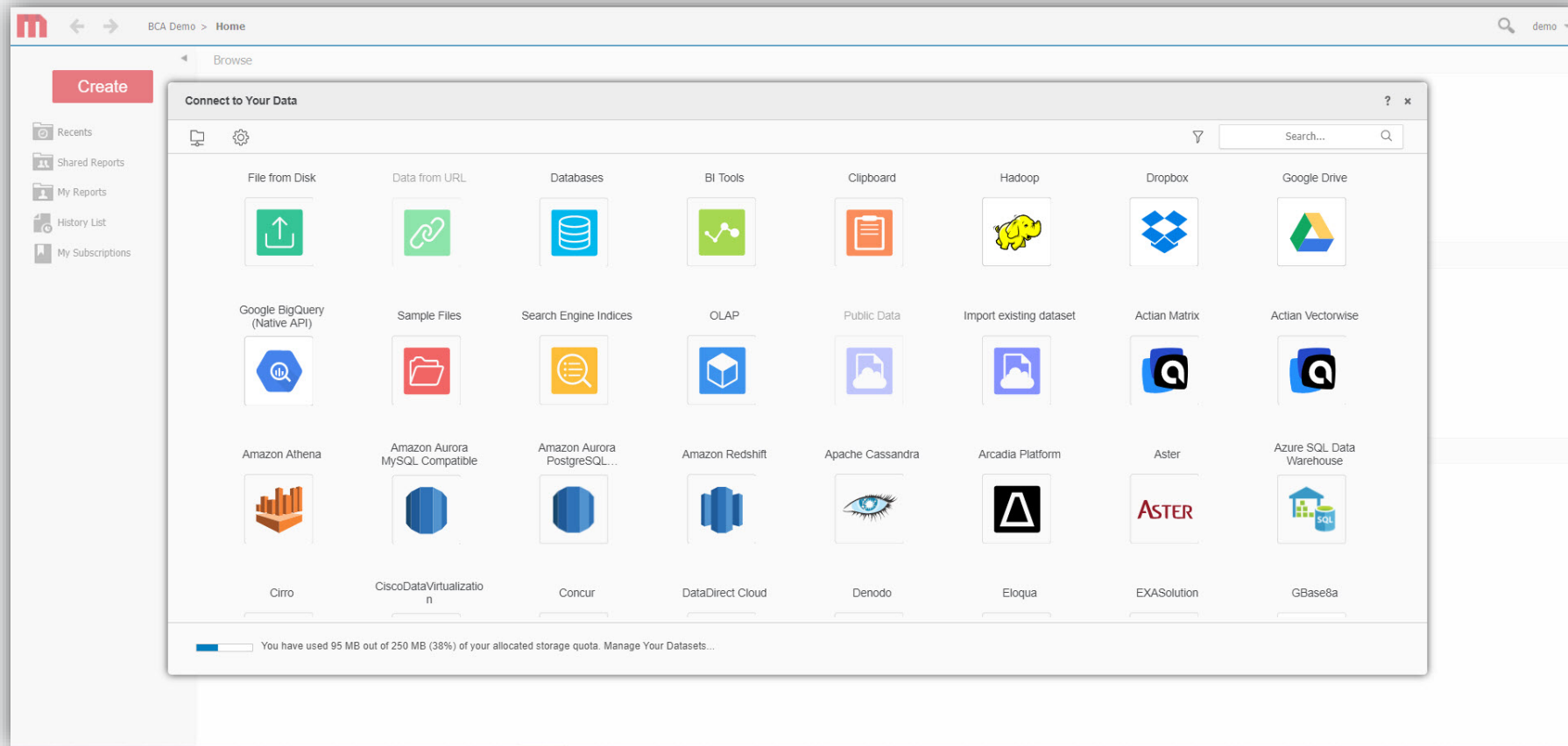
Importing non-ILS data into BCA




# *BLUEcloud Analytics Importing Data*



# BLUEcloud Analytics Importing Data



# BLUEcloud Analytics Importing Data



## Importing Data by Building a SQL Query

You can import data from a database, Google BigQuery, or Hadoop into MicroStrategy Web to create dossiers, reports, and documents. BLUEcloud Analytics provides an intuitive visual interface to make it easy to build the SQL query that imports your data, by dragging and dropping tables, selecting columns, defining joins, and specifying filter conditions.

By default, when you select data to import, BLUEcloud Analytics automatically generates the SQL query required to select your data from the database. You can choose to customize how your data is imported by changing the SQL query displayed in the Editor page, just as you would when importing data using a Freeform script (a custom database query).

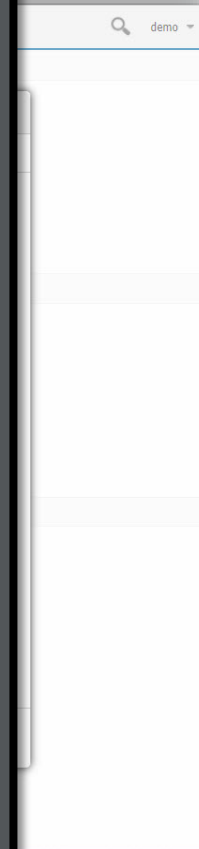
You can write your own database queries, called SQL scripts, to retrieve data from a data source. You can use joins, expressions, aggregations, and filters to define the data to import.

- **Import data from a database while creating a dossier or a document.** Your imported data is saved and can be used immediately in the dossier or the document.
- **Import and save data from a database in a folder location.** If desired, you can create a dossier, report, or document immediately from the imported data.

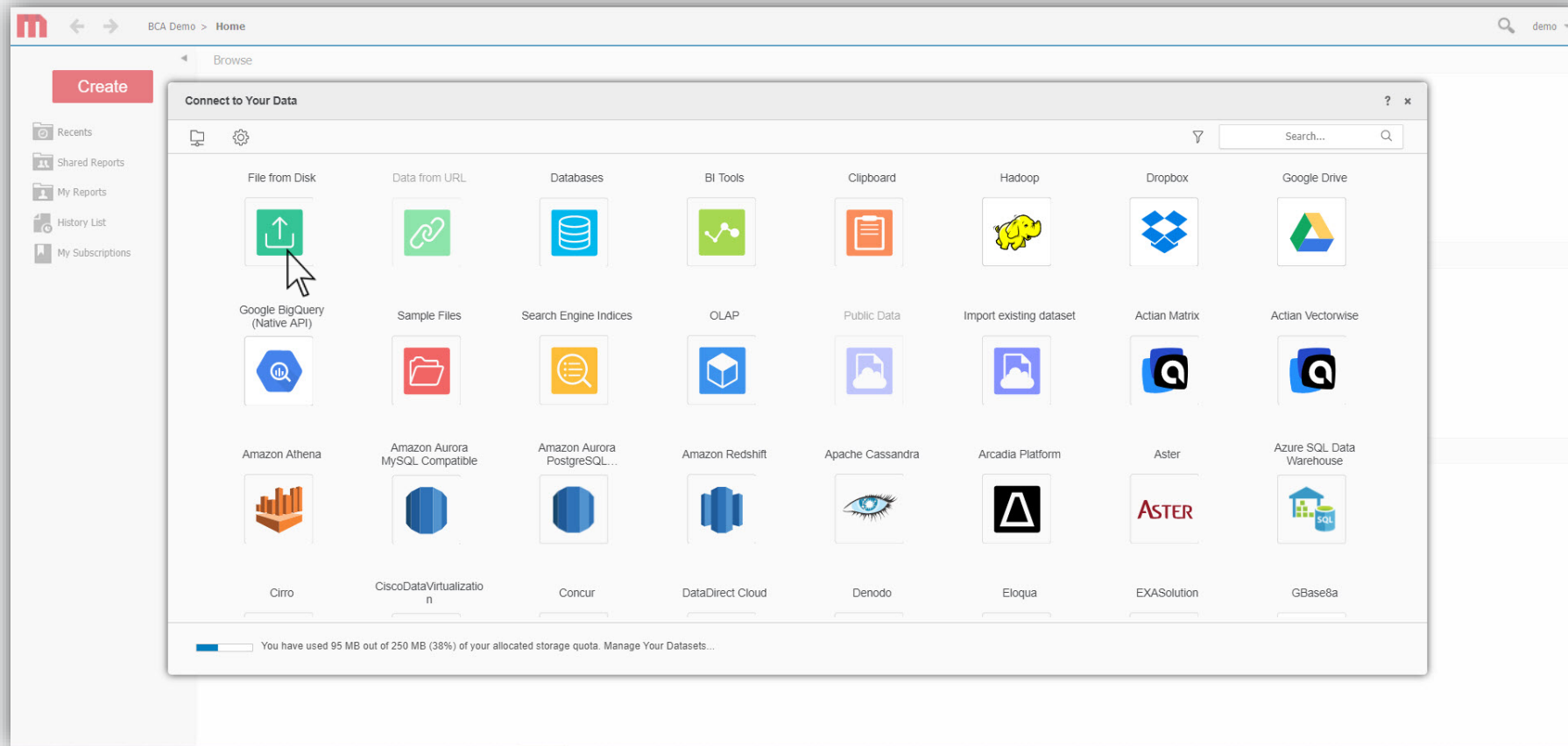
### Prerequisites

In order to build SQL Queries, you will need to meet the following:

- You must have the Web Import Data and Web Import Database privileges.
- Importing data from a database requires a connection to a data source. You can create the connection before you begin importing or during the import process. For information on connecting to third-party web services contact SirsiDynix Customer Support.

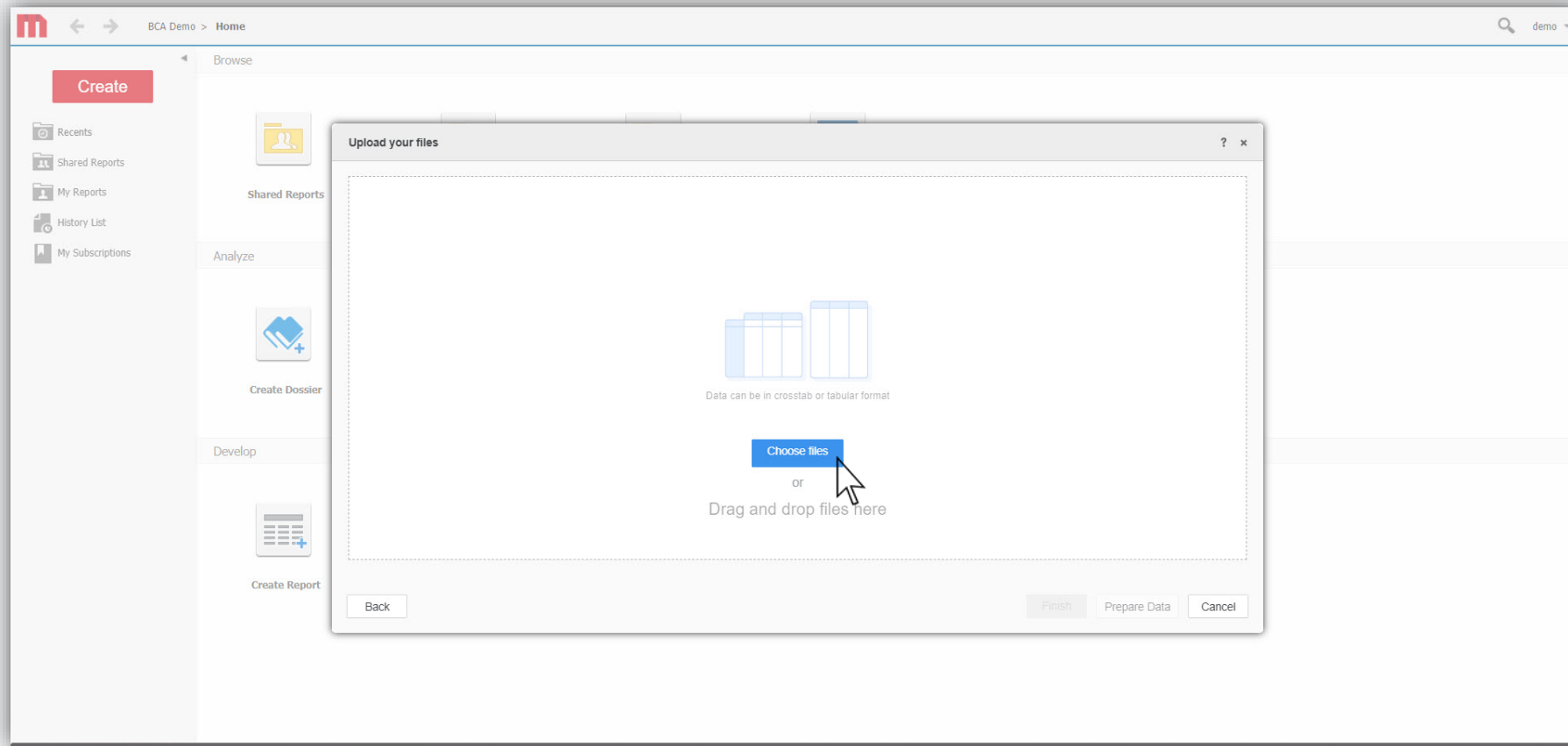


# BLUEcloud Analytics Importing Data

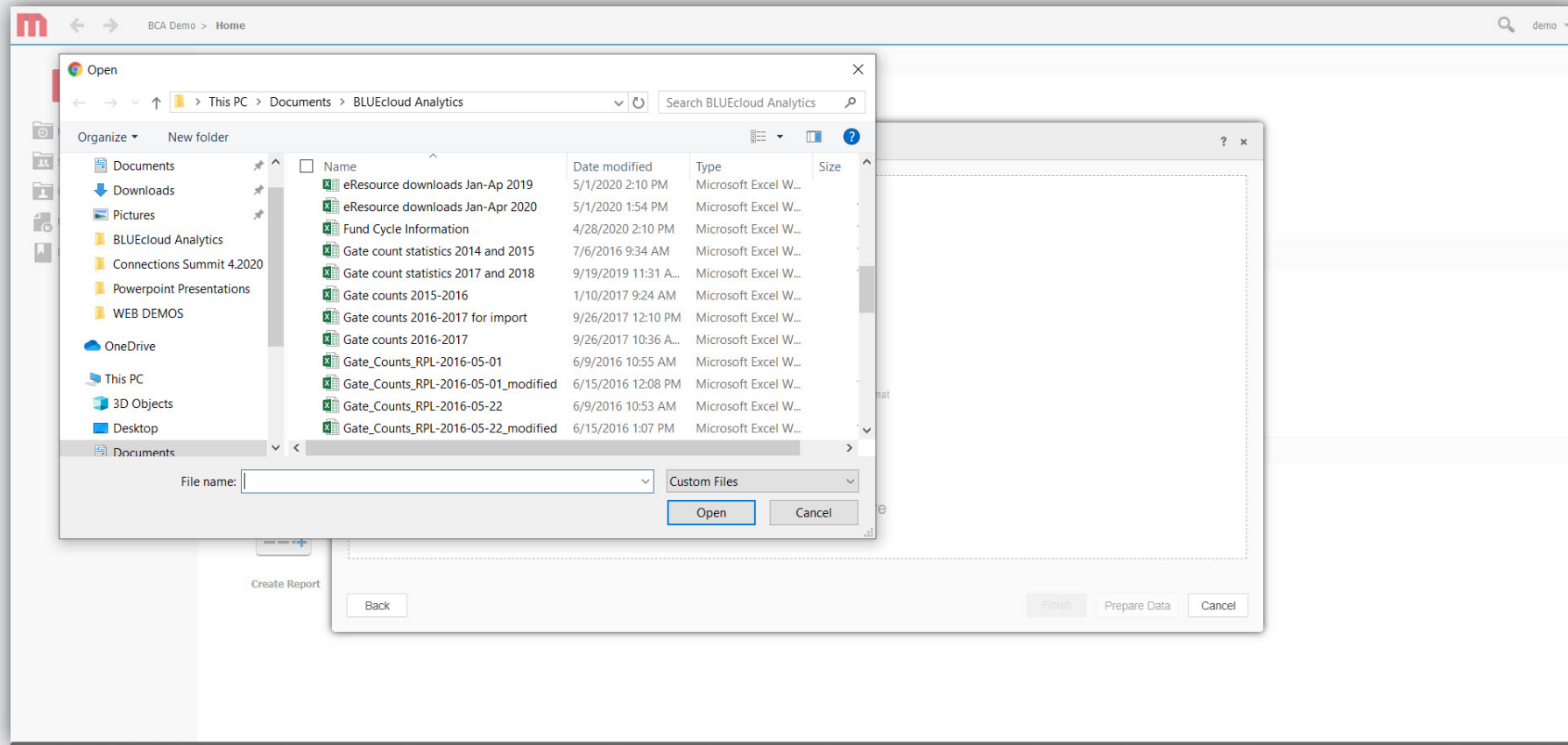




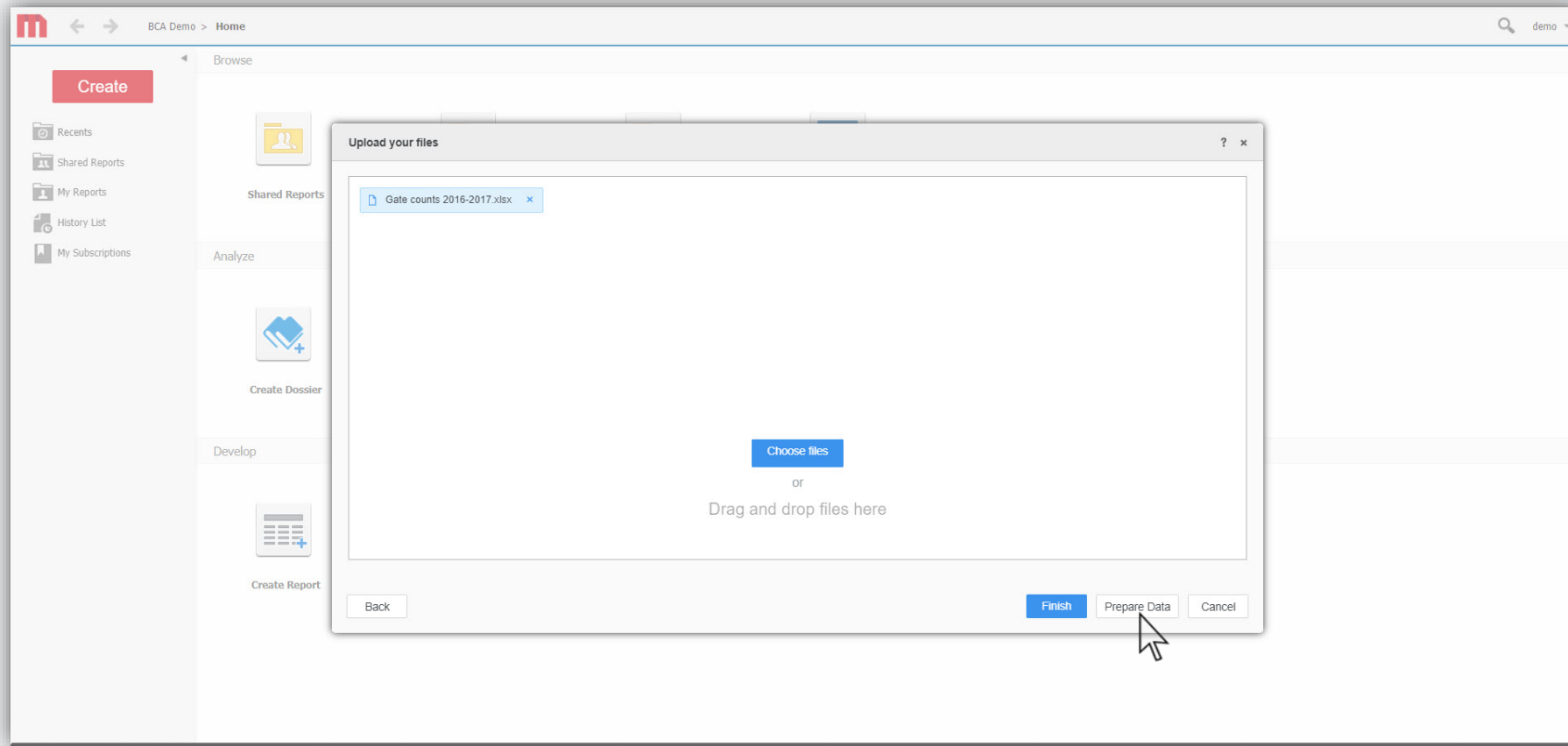
# *BLUEcloud Analytics Importing Data*



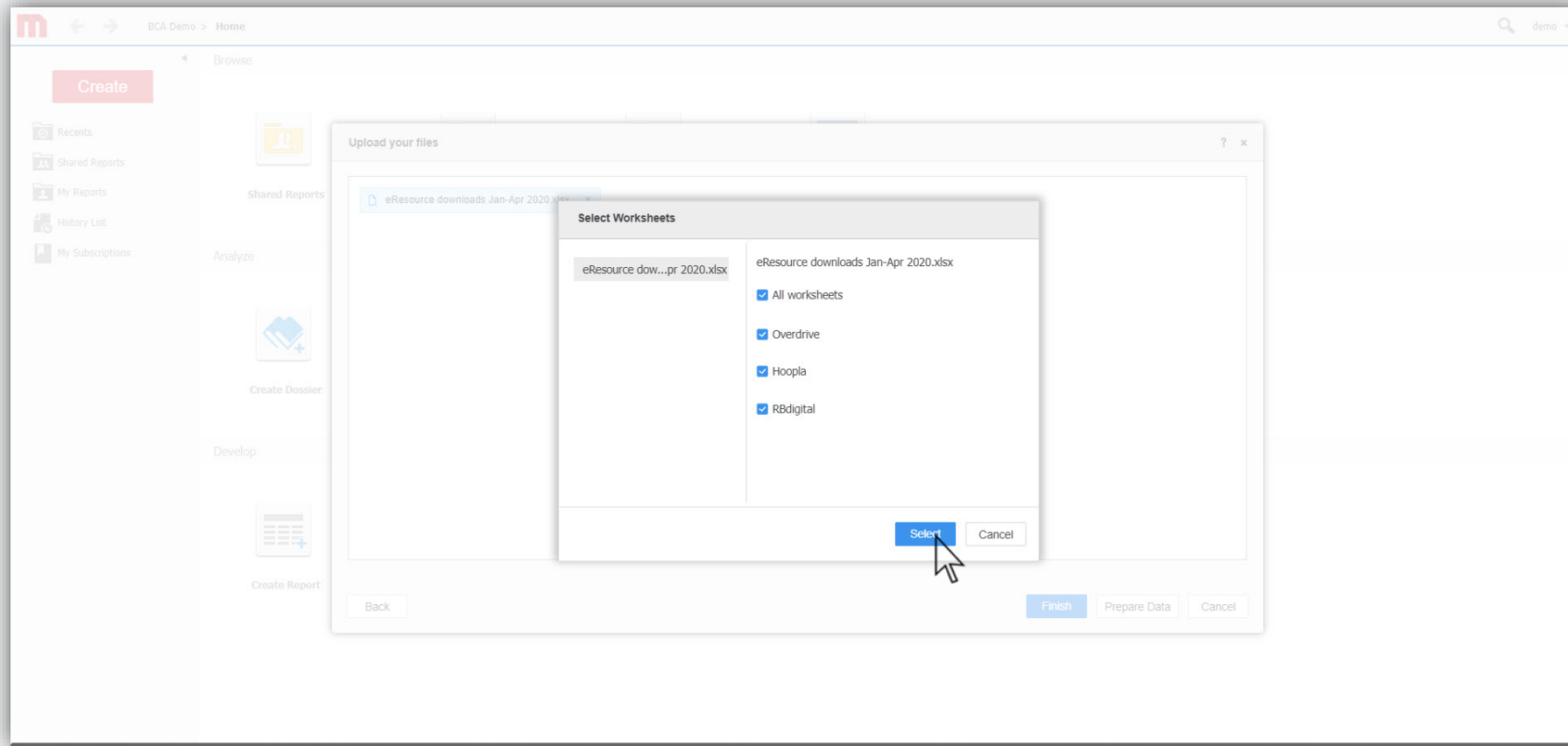
# *BLUEcloud Analytics Importing Data*



# *BLUEcloud Analytics Importing Data*



# *BLUEcloud Analytics Importing Data*



# BLUEcloud Analytics Importing Data

The screenshot shows the 'Preview' window in BLUEcloud Analytics. The 'Wrangle' tab is selected, and a blue arrow points to it. The interface displays three data sources: 'Overdrive (eResource downloads Jan-Apr 2020.xlsx)', 'Hoopla (eResource downloads Jan-Apr 2020.xlsx)', and 'RBDigital (eResource downloads Jan-Apr 2020.xlsx)'. Each source has 'Month' listed under 'Attributes' and 'Downloads' under 'Metrics'. A table preview at the bottom shows the following data:

Month	Downloads
January	3,537
February	3417
March	4940
April	6,679

Buttons at the bottom right include 'Finish', 'Save Progress', and 'Cancel'.



# BLUEcloud Analytics Importing Data

## Wrangle/Prepare your data

The data you are trying to import may need to be modified a bit to ensure you are only importing what you want in BLUEcloud Analytics. You may want to strip out some of the data not needed, before you start analyzing the data. The Data Wrangling tool enables you to quickly manipulate the data within BLUEcloud Analytics.

The data will then be displayed in the **Wrangle Your Data** window. Review the image below to familiarize yourself with the available options.

The screenshot shows the 'Wrangle Your Data' window with several callouts:

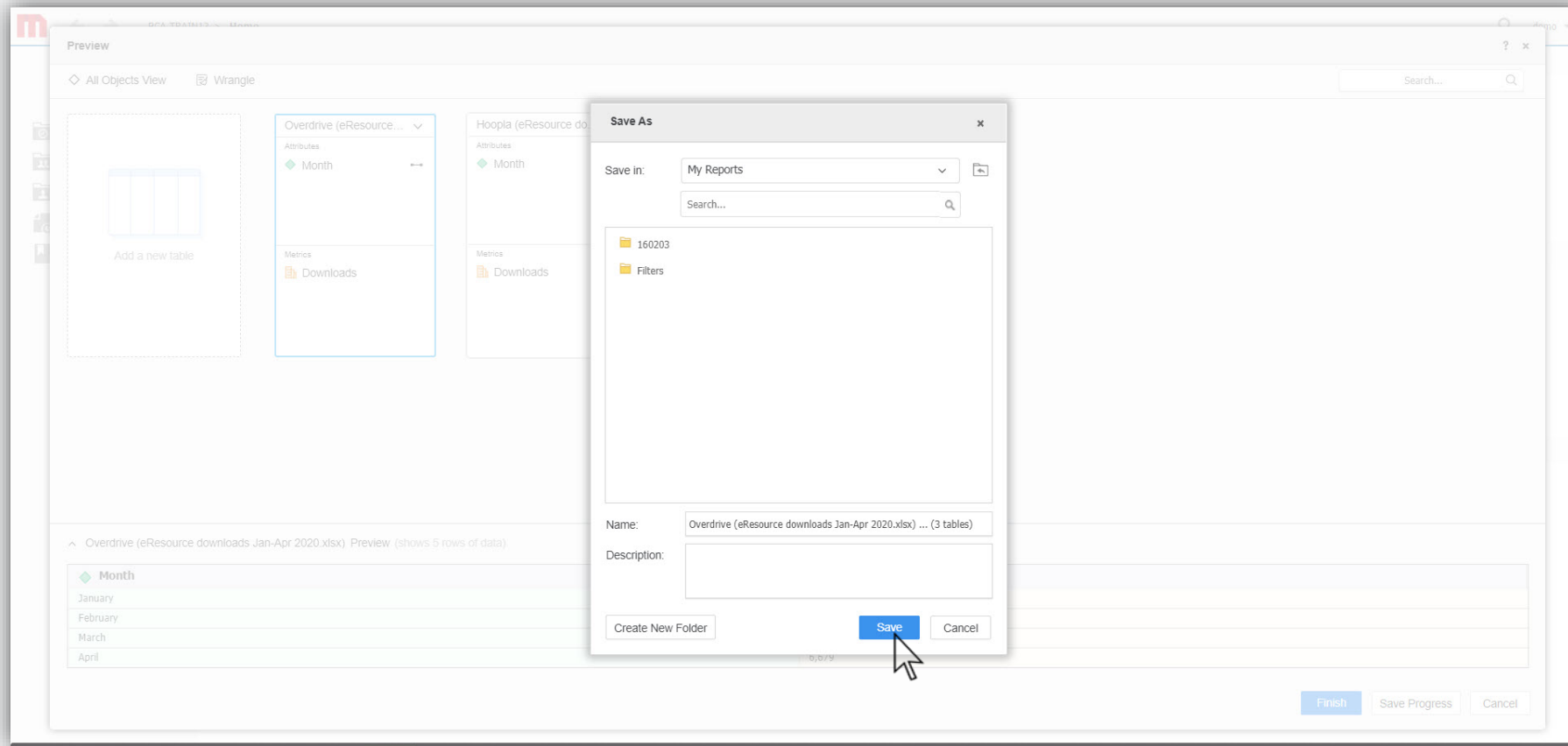
- Displays the available functions that can be applied to the data.** (points to the 'Select Function' dropdown)
- Undo and Redo applied functions.** (points to the 'History Script' area)
- Displays the data selection.** (points to the 'Select Column' dropdown)
- Displays the functions that have been applied.** (points to the 'Applied Functions' list)
- Navigate to different pages of the table.** (points to the 'Page 1 / 20' indicator)

Date	Title	Format	Vendor
2016-11-12T02:09:18Z	1,984	HTML	OverDrive
2017-01-30T10:37:14Z	1,984	Adobe Digital Editions	OverDrive
2017-05-27T04:52:39Z	1,984	EPUB	OverDrive
2016-05-24T06:46:48Z	???? (Air War)	PDF	OverDrive
2017-01-18T00:16:54Z	???? (Finance Victory)	Adobe Digital Editions	OverDrive
2016-08-04T06:28:58Z	???? (Roosevelt's Tale out of the Crisis)	Adobe Digital Editions	OverDrive
2016-09-20T23:10:43Z	????? (Chinese Potherb)	PDF	OverDrive
2016-09-25T04:39:59Z	??????? (Judge Dee Detective Story: Orchid Disaster)	HTML	OverDrive
2017-03-05T14:23:17Z	??????? (Judge Dee Detective Story: Tujue Assaults)	Adobe Digital Editions	OverDrive
2017-01-28T06:15:45Z	?????????Ha Huateng's philosophy of life (The main one of the founders of L...	Adobe Digital Editions	OverDrive
2017-01-27T06:59:12Z	?????????Learn from Ka-Shing Li(14 Jia Cheng?)	Adobe Digital Editions	OverDrive
2016-09-20T23:10:39Z	?????1688?Chinese Cuisine: Mommy private kitchens 1688 cases?	Adobe Digital Editions	OverDrive
2016-09-20T23:11:22Z	?????8000?Chinese Cuisine: Homemade soup in 8000 cases?	PDF	OverDrive
2016-09-20T23:09:21Z	?????8000?Chinese Cuisine/Desserts 8000 cases?	Adobe Digital Editions	OverDrive
2016-01-22T09:57:57Z	101 Healthy Snacks	Adobe Digital Editions	OverDrive
2016-08-25T02:01:59Z	101 Ways to Get your Child to Read	Windows Media Audio	Recorded Books
2017-02-02T02:19:02Z	10-Minute Yoga Workouts	Adobe Digital Editions	OverDrive

Select the Data

Decide which column or cell you want to work with.

# *BLUEcloud Analytics Importing Data*



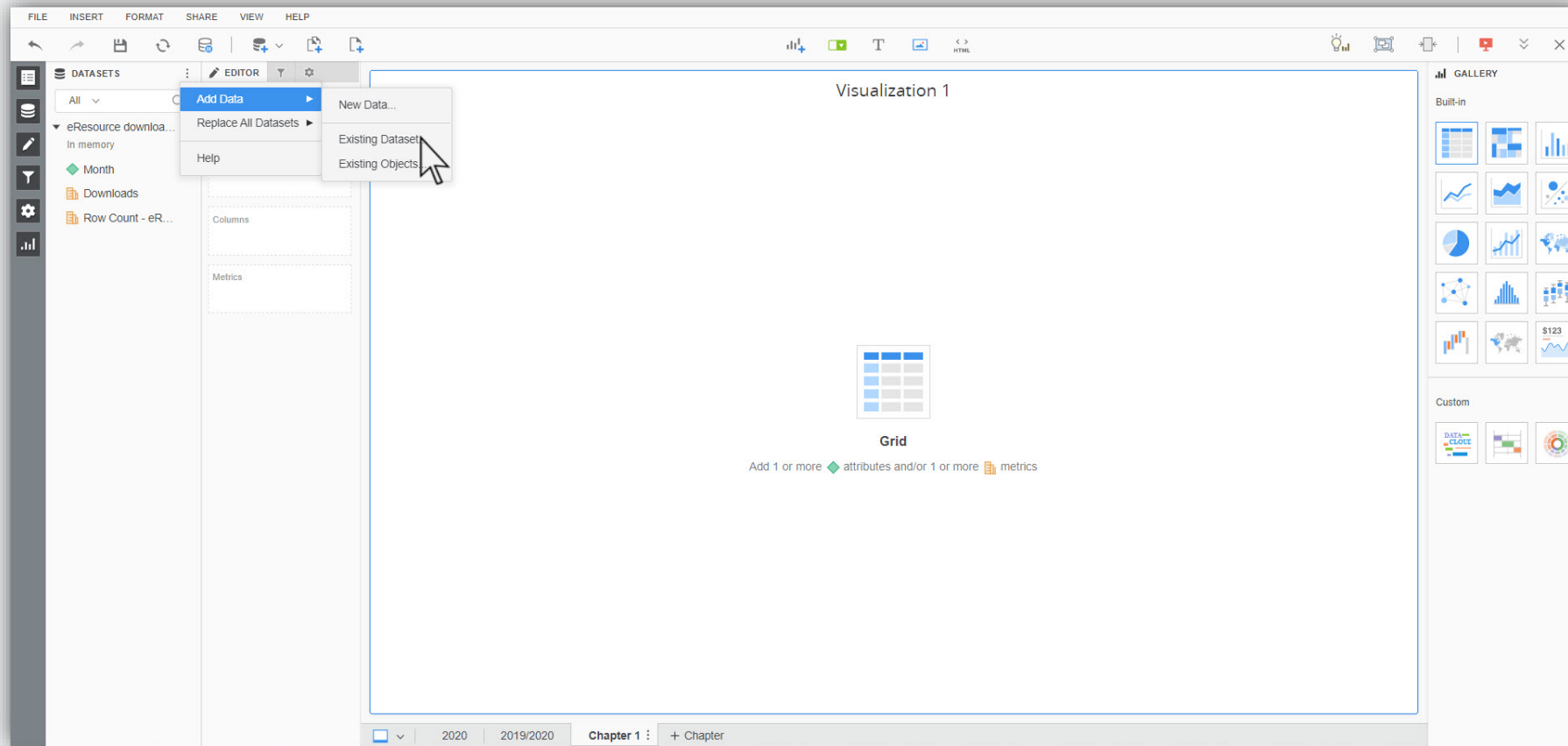
# *BLUEcloud Analytics Importing Data*

The screenshot displays the BLUEcloud Analytics dashboard. On the left, a sidebar contains a 'Create' button and navigation links for 'Recents', 'Shared Reports', 'My Reports', 'History List', and 'My Subscriptions'. The main area is divided into three sections: 'Browse' (with icons for Shared Reports, My Reports, History List, and My Subscriptions), 'Analyze' (with icons for Create Dossier and Add External Data), and 'Develop' (with icons for Create Report, Create Document, Create Filter, Create Prompt, Create Metric, and Create Custom Group). A modal dialog titled 'Start your analysis' is open in the center, displaying a green checkmark and the message: 'Success! Your data was imported as My Reports/Overdrive (eResource downloads Jan-Apr 2020.xlsx) ... (3 tables). What would you like to do now?'. Below the message are three buttons: 'Create Dossier' (highlighted in blue), 'Create Document', and 'Create Report'. A mouse cursor is pointing at the 'Create Dossier' button.





# *BLUEcloud Analytics Importing Data*



# BLUEcloud Analytics Importing Data

The screenshot displays the BLUEcloud Analytics software interface. At the top, there is a menu bar with options: FILE, INSERT, FORMAT, SHARE, VIEW, and HELP. Below the menu is a toolbar with various icons for navigation and editing. The main workspace is titled "Visualization 1" and contains a "Grid" visualization, represented by a small grid icon. Below the icon, the text reads "Grid" and "Add 1 or more attributes and/or 1 or more metrics".

On the left side, there is a "DATASETS" panel with a search bar and a list of datasets. Each dataset entry includes a folder icon, the name "eResource downloa...", the status "In memory", and a list of fields: "Month", "Downloads", and "Row Count - eR...".

On the right side, there is a "GALLERY" panel with two sections: "Built-in" and "Custom". The "Built-in" section contains various visualization icons such as bar charts, line graphs, pie charts, and maps. The "Custom" section contains a few more icons, including one with the "DATA-CLOUD" logo.

At the bottom of the interface, there is a status bar showing the year "2020", a dropdown menu, and the text "Chapter 1 : + Chapter".



# BLUEcloud Analytics Importing Data

The screenshot displays the BLUEcloud Analytics software interface. The main workspace is divided into four panels, each showing a table of data for a specific dataset and year. The top-left panel shows 'Hoopla 2019' data, the top-right 'Hoopla 2020', the bottom-left 'Overdrive 2019', and the bottom-right 'Overdrive 2020'. The 'Overdrive 2020' panel is currently selected and shows a 'Grid' visualization with a 'Month' attribute. The interface includes a menu bar (FILE, INSERT, FORMAT, SHARE, VIEW, HELP), a toolbar with various icons, and a 'DATASETS' sidebar on the left. A 'GALLERY' sidebar on the right offers various visualization options like bar charts, line graphs, and pie charts. The bottom status bar shows the current year as 2020 and the active chapter as 'Chapter 1'.

Month	Downloads
January	4809
February	2930
March	4764
April	2930

Month	Downloads
January	5517
February	5291
March	6908
April	8823

Month	Downloads
January	3258
February	3062
March	3194
April	2930

Month	Downloads
January	3258
February	3062
March	3194
April	2930

# BLUEcloud Analytics Importing Data

The screenshot displays the BLUEcloud Analytics software interface. The main workspace is divided into four panels, each showing a table of monthly download data for a specific dataset and year. The top-left panel shows 'Hoopla 2019' data, the top-right 'Hoopla 2020', the bottom-left 'Overdrive 2019', and the bottom-right 'Overdrive 2020'. A central 'EDITOR' panel is active, showing a table structure with 'Month' as the row and 'Downloads' as the column. The left sidebar contains a 'DATASETS' list with multiple entries for 'eResource download...' and their associated metrics. The right sidebar features a 'GALLERY' of visualization options, including bar charts, line graphs, and pie charts. The bottom status bar indicates the current view is for '2020' and '2019/2020', with 'Chapter 1' selected.

Month	Downloads
January	4809
February	2930
March	4764
April	2930

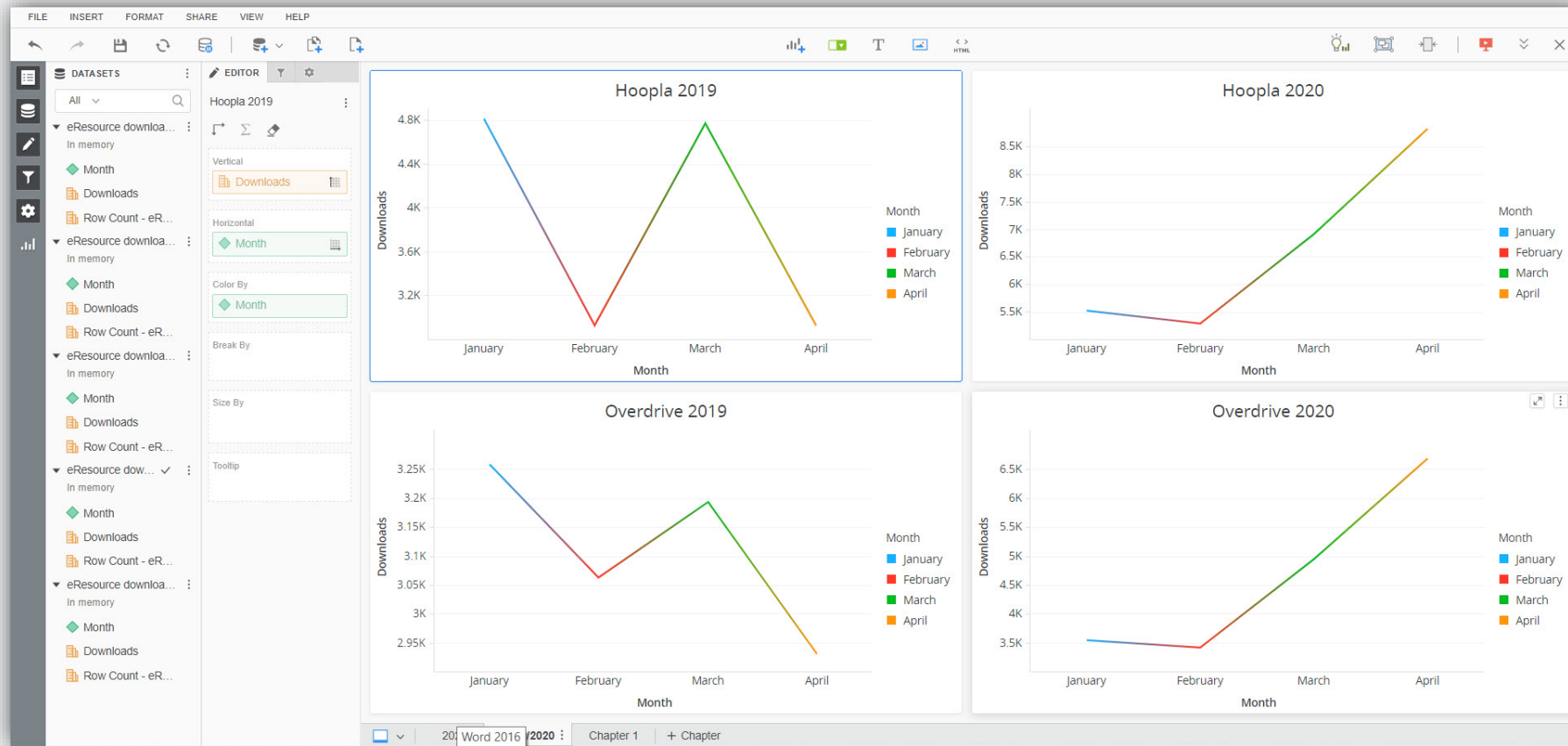
Month	Downloads
January	5517
February	5291
March	6908
April	8823

Month	Downloads
January	3258
February	3062
March	3194
April	2930

Month	Downloads
January	
February	
March	
April	



# BLUEcloud Analytics Importing Data



# *What Data Can I Import*

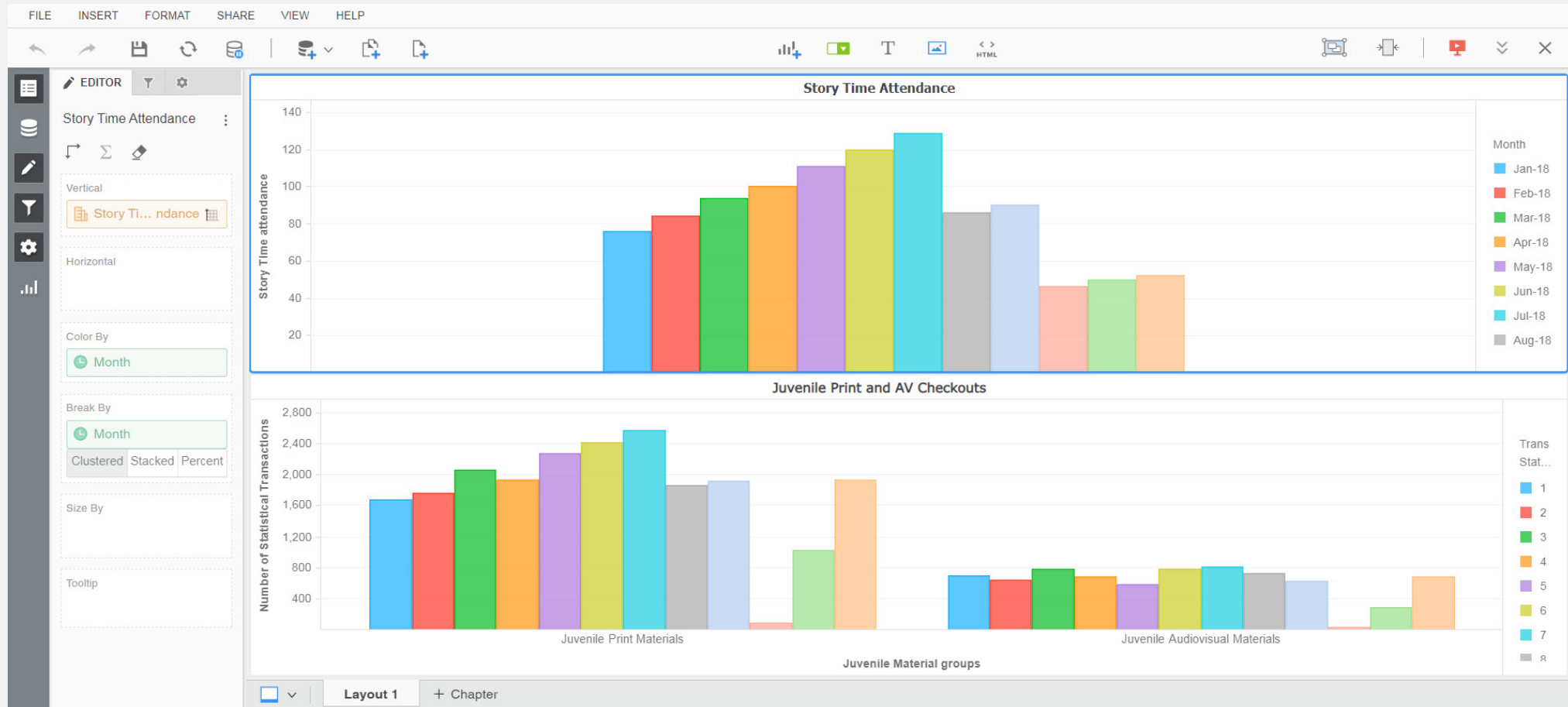
BLUEcloud Analytics



## *Import non-ILS data*

- Gate counts
- eResource checkouts (Overdrive, cloudLibrary, etc.)
- eResource Usage statistics (COUNTER data)
- Google Analytics
- Event information
- Survey statistics
- Census information

# Can I merge ILS data with non-ILS data?






# *Taking a look at imported data dossiers*


BLUEcloud Analytics demonstration

A stylized, dark blue mountain range graphic is positioned at the bottom of the slide, centered horizontally. It consists of several jagged peaks of varying heights, rendered in a simple, geometric style.


# *What to Expect*




Convert grid data to a graph



Adding images



Sharing results



Format changes

# Live Demonstration

